

DNB Trade Academy

Stocks and ETFs:

Quick-start guide part 1 – Getting started

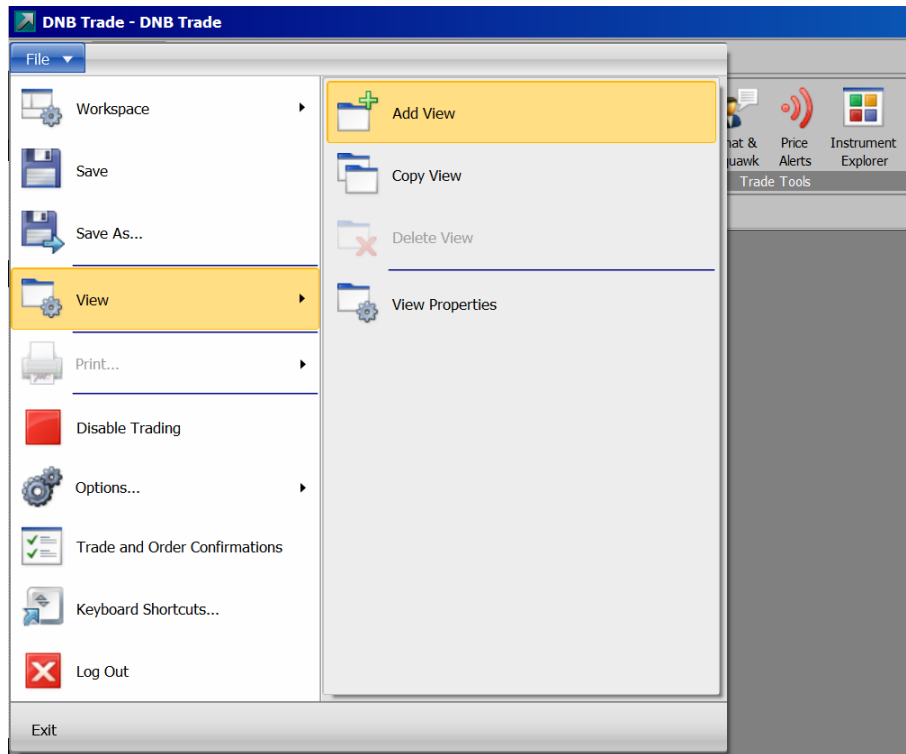
DNB



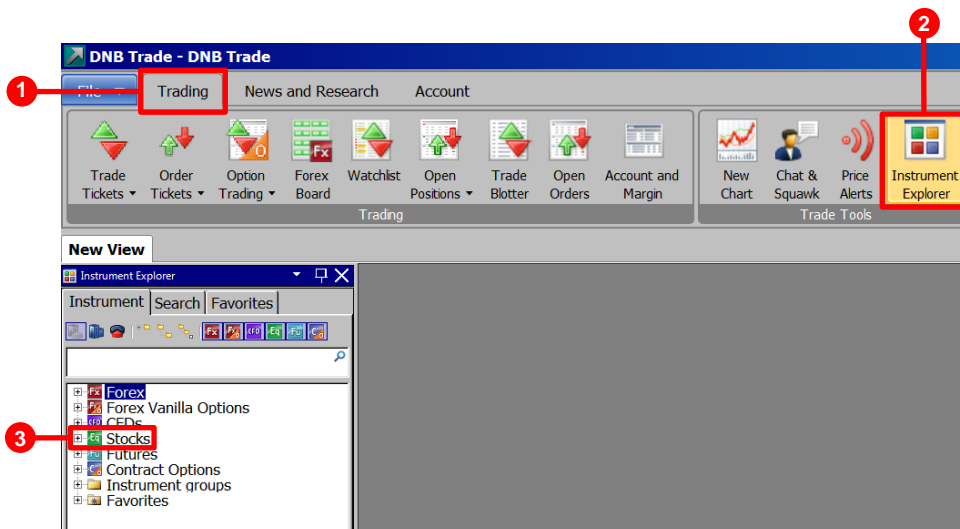
Stocks and ETFs trading at www.dnbtrade.it

How to trade stocks and ETFs through DNB Trade platform

1. First, clear your screen by clicking **View > Add View**.

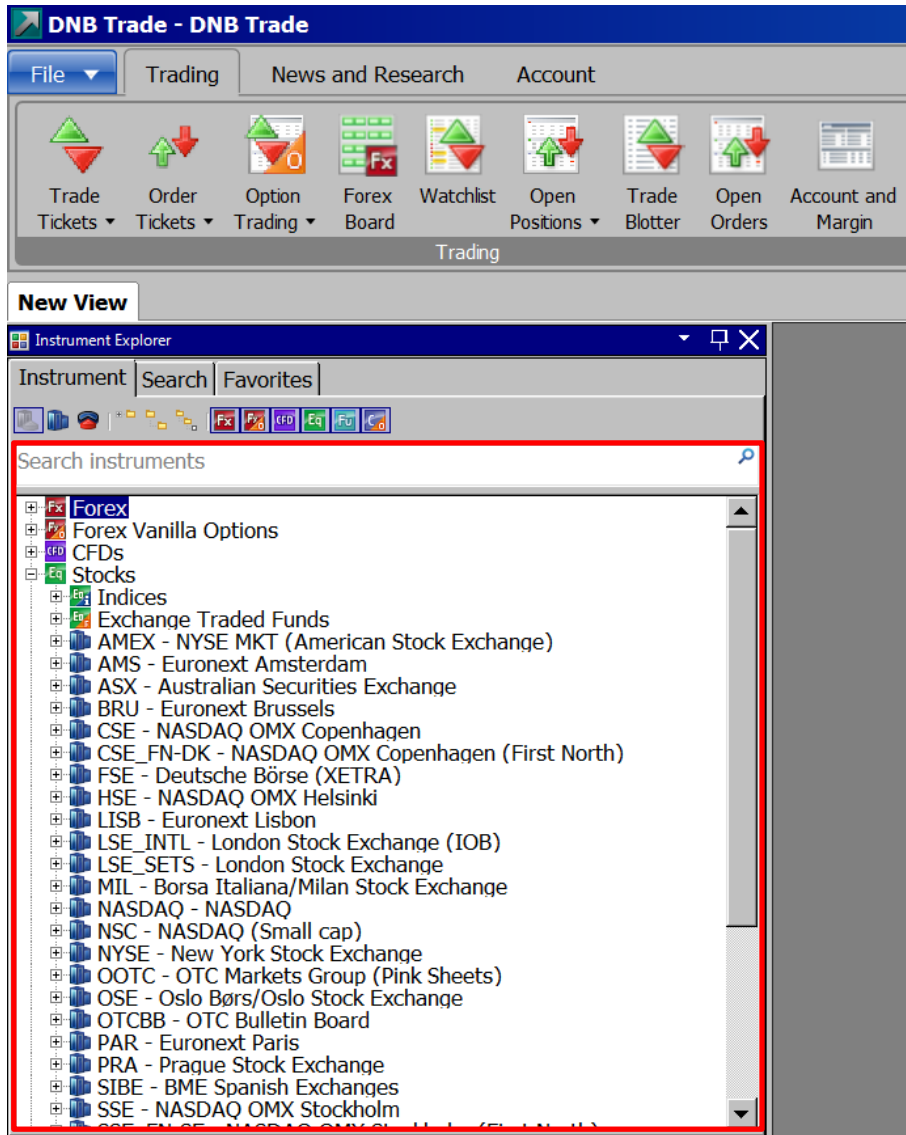


2. To view stocks and ETFs available to trade, select **Trading > Instrument Explorer** and drop down on **Stocks**.



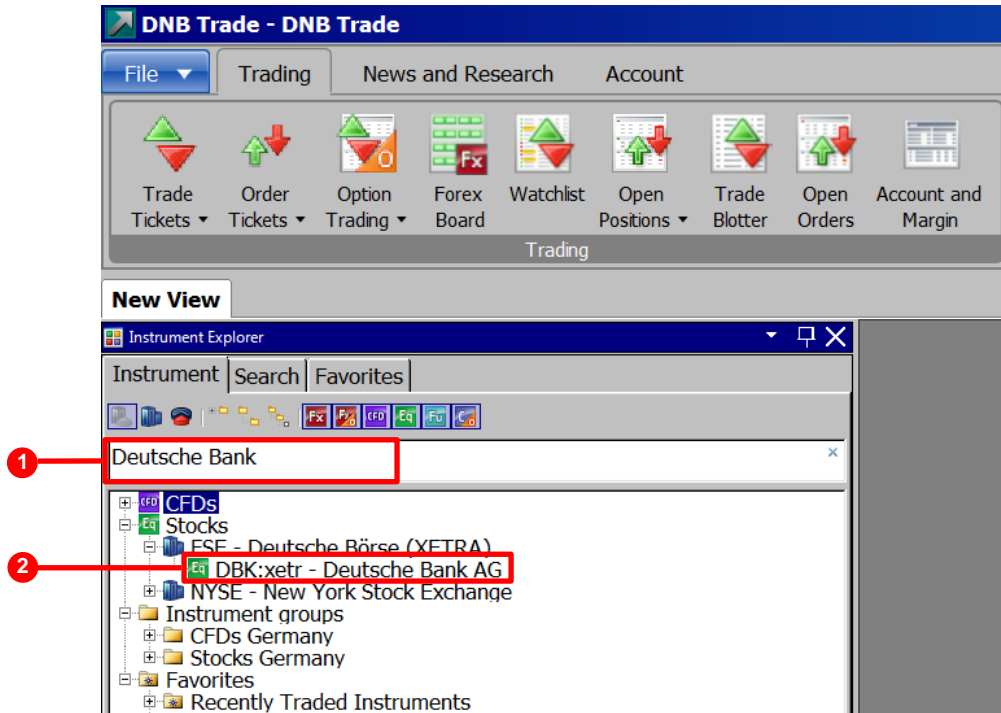
See more on next page

3. Instruments listed here are readily available to trade.

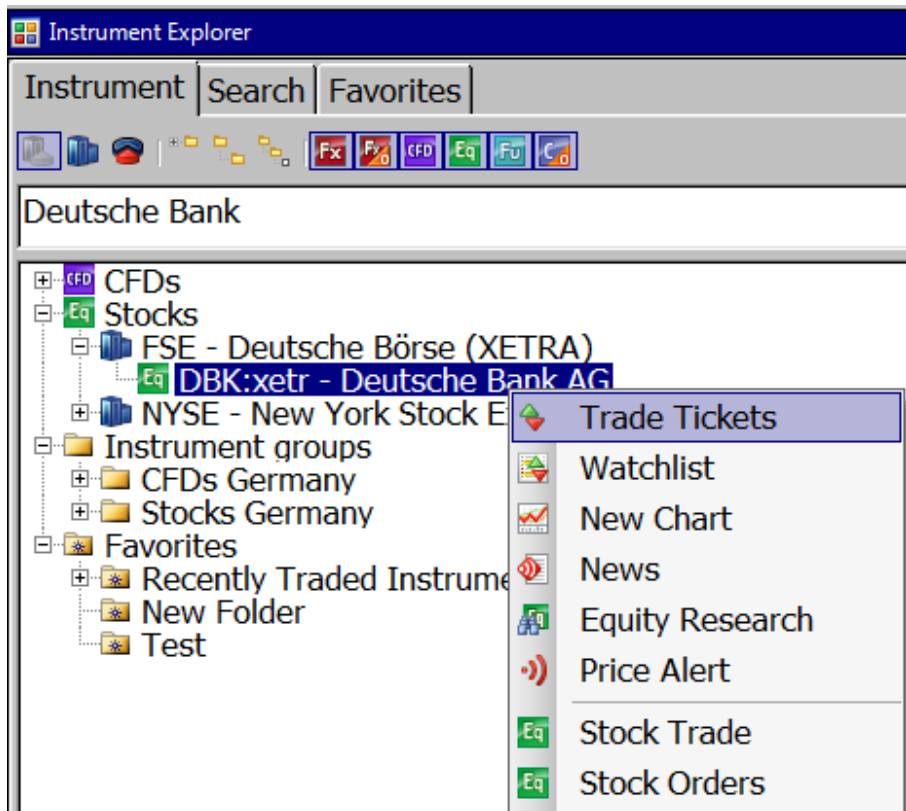


See more on next page

- Alternatively, you may search for the instrument of your choice in the “Look for” field. For example, enter „Deutsche Bank“ or ticker „DBK“ into the field.



- Right click on the instrument in order to open the **Trade Tickets**



- Choose Trade for direct trading or Orders for creating new orders and add the Amount you wish to trade.

DIRECT TRADING

DBK:xetr - Stock Trade

Instrument: **DBK:xetr**
Stocks: Deutsche Bank AG

Trade | Order | Level 2

Shares: 500

Bid: 29,3150 EUR | Ask: 29,3250 EUR

Info

Est. cost (EUR):	14,68 / 14,68
Nominal value (EUR):	14.657,50 / 14.662,50
Day high bid:	29,3250
Day low ask:	28,8650
% change:	2,79
Net position:	0
Value date:	-

Prices in the Demo are provided with a 15 min delay, so you must place orders in the Order tab of the trade ticket. Once you have a live account, you will be able to subscribe to live prices: Account > Manage Subscriptions.

CREATING ORDERS

DBK:xetr - Stock Orders

Instrument: **DBK:xetr**
Stocks: Deutsche Bank AG

Trade | Order | Level 2

Entry Order

Shares: 500

Buy/Sell: Buy

Entry type: Limit

Price: 29,1850 EUR

Duration: G.T.C.

Take Profit / Stop Loss

Limit: %

Stop: %

Info

Est. cost if filled (EUR):	14,59
Nominal value (EUR):	14.592,50
Bid / Ask (EUR):	29,3350 / 29,3450
Last traded:	29,3400
Day high bid:	29,3400
Day low ask:	28,8650
% change:	2,84
Net position:	0

Place Order(s)

See more on next page

- Click on **Ask** in order to open a long position or click on **Bid** to sell. Please note that you must own the stock before you can sell it.



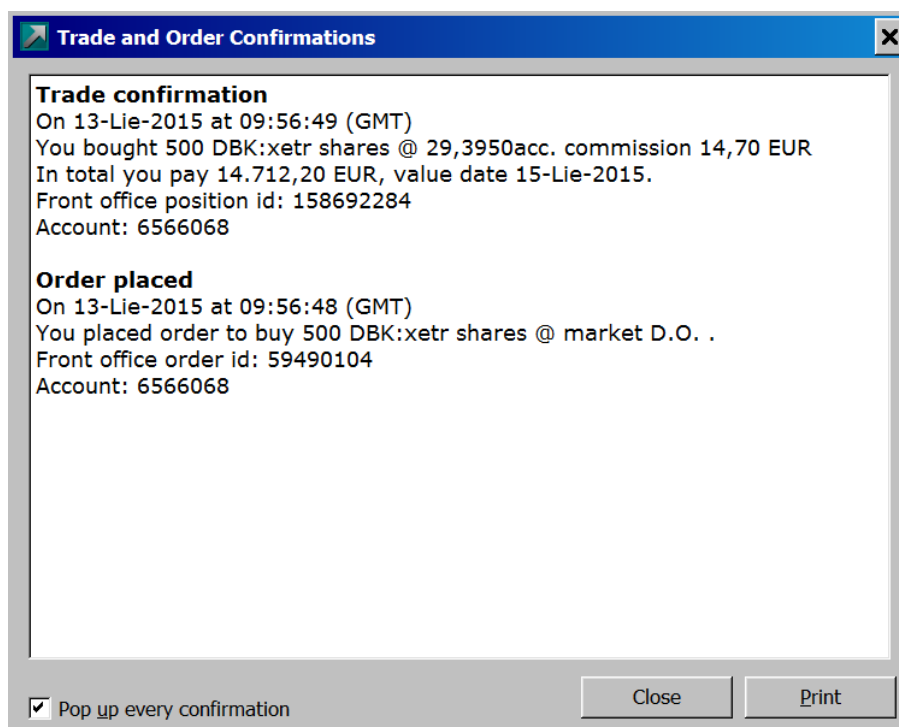
As you can see the two Windows above are yellow. The colour of the window represents:

Green colour – the prices you see are the exact prices you can buy or sell.

Yellow colour – the prices you see are indicative and you need to create an order: Trade Ticket > Order.

Purple colour – the prices you see are indicative because the market is currently closed or prices unreliable.

- When your trade has been executed, you will see a Trade Confirmation, like the one below.



DISCLAIMER

The information provided in this guide is not and should not be construed as an advice of any kind, recommendation or other type of encouragement to invest or perform other actions. This material is produced for informational purposes only and the Bank and its affiliates assume no liability for the accuracy or completeness of the information provided herein and undertakes no obligation to update this information. Prior to concluding any financial instrument transaction or using other services in the Platform, the client should read Description of financial instruments and related risks, carefully consider personal financial situation and consult financial advisor(s) in order to understand the risks involved and ensure the suitability of relevant transaction or other actions.

This disclaimer is subject to the Bank' s full Disclaimer available at:
www.dnbtrade.lt/en/disclaimer